

Baird Global Consumer, Technology & Services Conference – 2021

June 8-10, 2021

M. Keith Waddell
President and CEO
Robert Half

Disclaimer

Certain information contained in this presentation may be deemed forward-looking statements regarding events and financial trends that may affect the company's future operating results or financial positions. Forward-looking statements are subject to risks and uncertainties that could cause actual results to differ materially from those expressed in the statements. These statements are estimates only, and actual results may ultimately differ from them. This presentation speaks only as of the date it was issued, and readers are cautioned that changes in general economic, business or other conditions, or in the business condition, financial results or operations of RHI may have occurred since such date. RHI undertakes no duty to update the information appearing in this presentation. Please refer to our most recent quarterly earnings release, furnished on Form 8-K, and our most recent annual report and quarterly reports, filed on Form 10-K and Form 10-Q, respectively, with the Securities and Exchange Commission ("SEC"), and in particular any discussion of risk factors or forward-looking statements therein, which are available on the SEC's website (www.sec.gov), for a full discussion of the risks and other factors that may impact any forward-looking statements that are contained in this presentation. Readers of this presentation may contact RHI for copies of such documents or any other document filed with the SEC. This presentation may contain "non-GAAP financial measures," as defined by SEC regulations. Where required by these regulations, we have provided reconciliations of these measures to what we believe are the most directly comparable GAAP measures, which are included in the appendix.

Company Snapshot



NYSE symbol:
RHI



Headquarters:
**Menlo Park,
Calif.**



Full-time internal
staff in 2020*:
13,000

2020

Service
Revenues:
\$5.1 Billion

Net Income:
\$306 Million

Return on
Invested Capital:
26%

* Includes approximately 5,000 employees engaged directly in Protiviti operations

Local Capabilities, Global Reach

North America



South America



Europe



Middle East



Asia-Pacific



The Most Respected Name in Staffing and Consulting

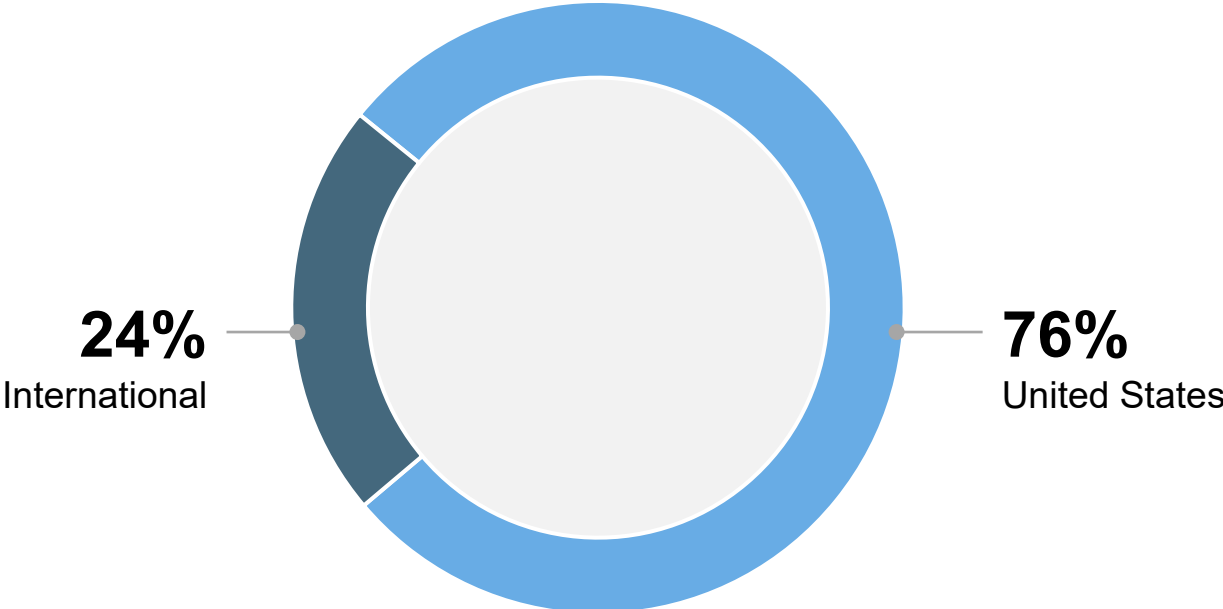


FORTUNE
WORLD'S MOST
ADMIRED
COMPANIES 2021



U.S. Accounts for More Than Three-Quarters of Staffing Revenues

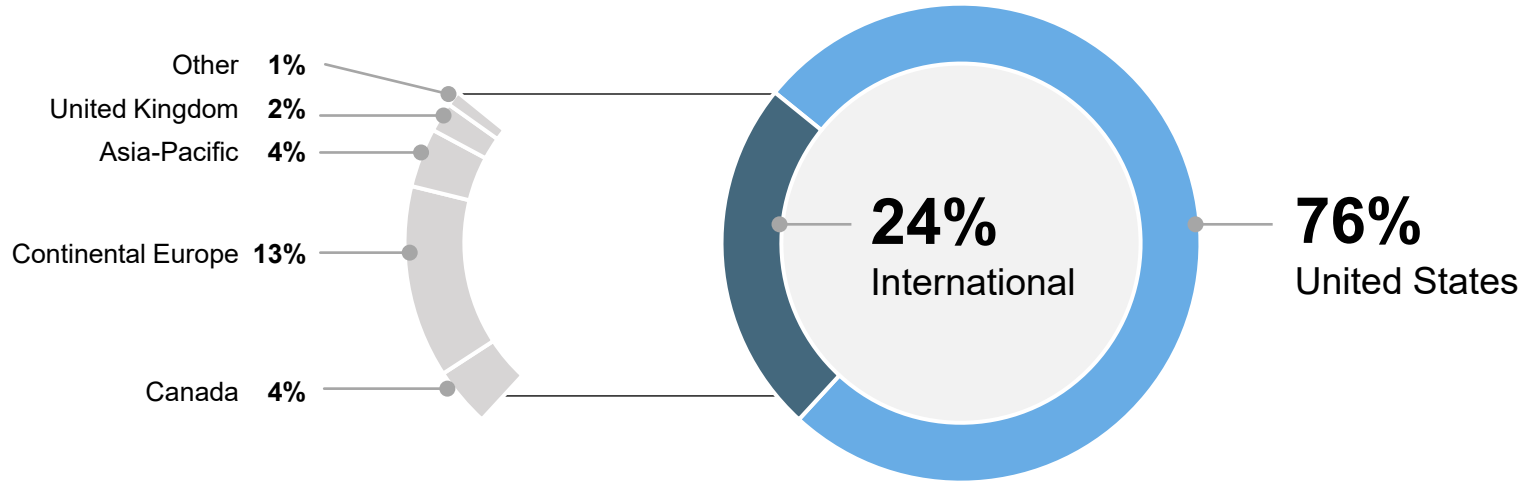
Staffing Revenue Mix — Global



Q1 2021 Staffing Revenues

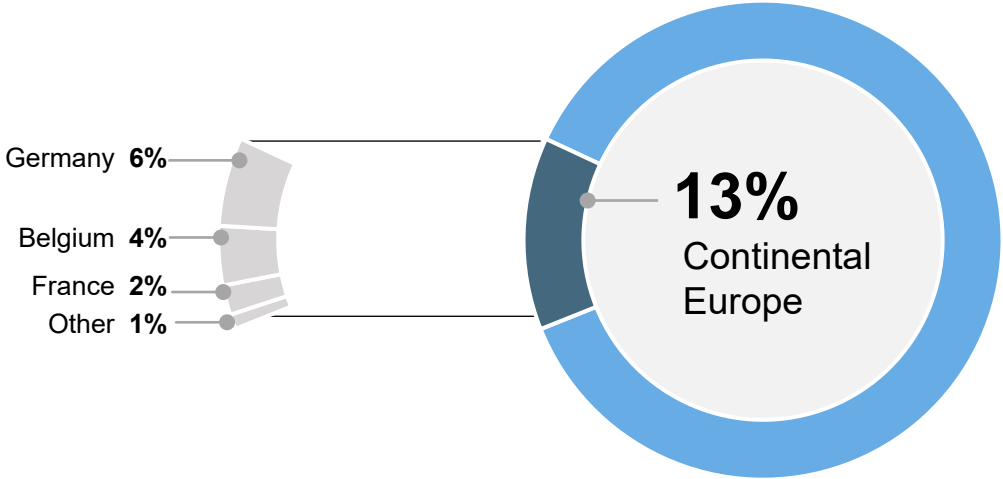
Majority of International Staffing Revenues from Continental Europe

Staffing Revenue Mix — International



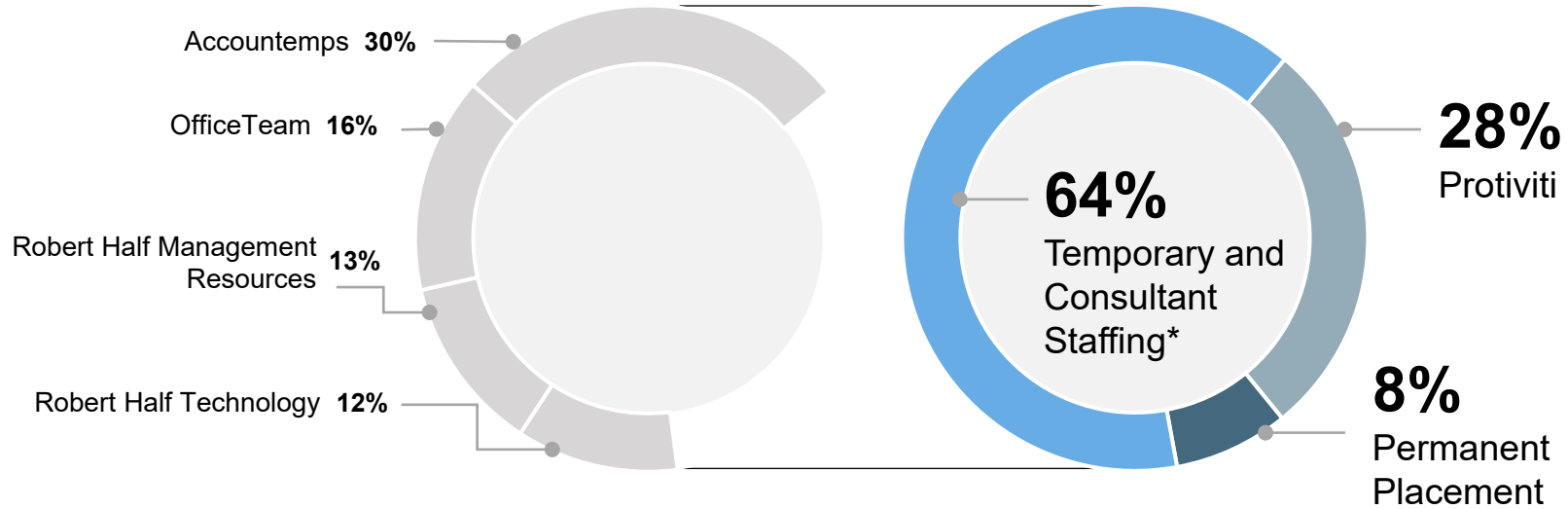
Germany and Belgium Largest European Markets

Staffing Revenue Mix — Continental Europe



Overall Revenue Mix — Business Segment

Q1 2021 Global Revenues



Q1 2021 Segment Mix

* Service revenues for Accountemps, OfficeTeam, Robert Half Technology and Robert Half Management Resources add to more than 64% because they include intersegment revenues of 7%. Intersegment revenues represent revenues from services provided to Protiviti in connection with the Company's blended business solutions. Intersegment revenues for each line of business are aggregated and then eliminated as a single line item.

Full Complement of Staffing and Consulting Solutions

We offer a uniquely flexible talent pool and deep consulting capability through our staffing and Protiviti brands.

Staffing

We provide **world-class consulting and specialized staffing**, under one roof, at an attractive price.

Blended

Global and regional consulting firms that compete with Protiviti lack the **flexible resource capabilities** of our staffing operations.

Consulting

Staffing competitors lack **in-house access to Big 4 consulting methodologies** like those of Protiviti.



Strong Balance Sheet

As of March 31, 2021

\$2.6B

Total assets

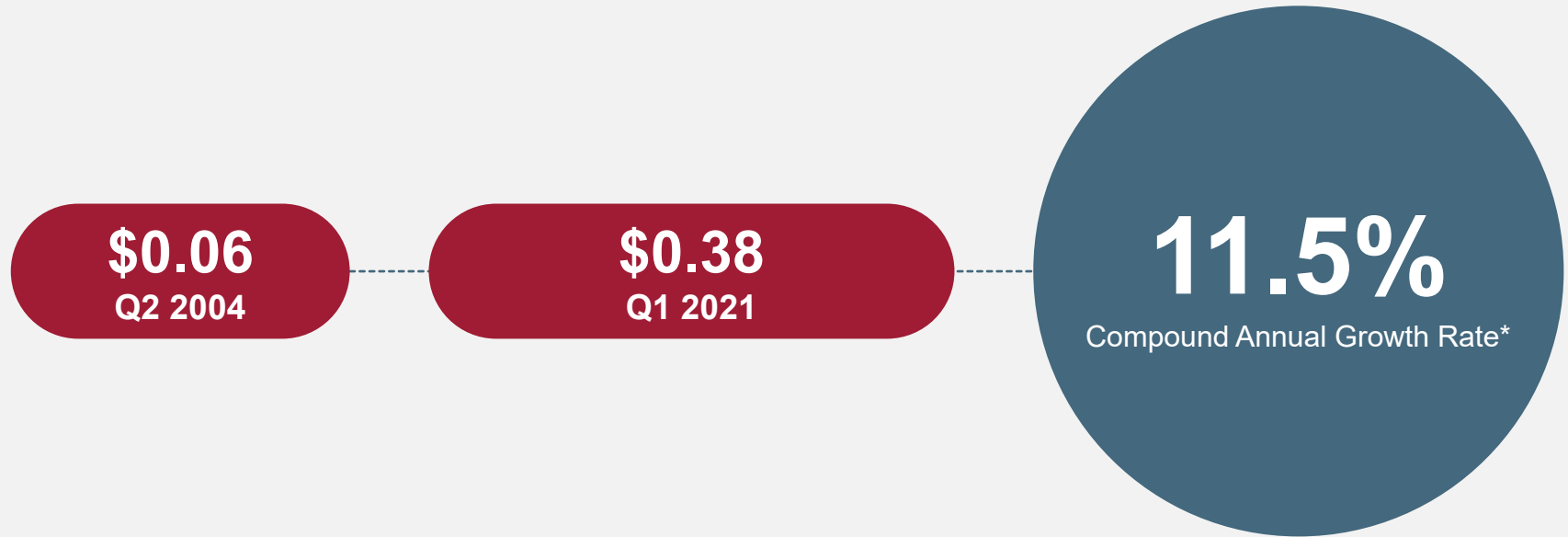
\$498M

Cash

Virtually

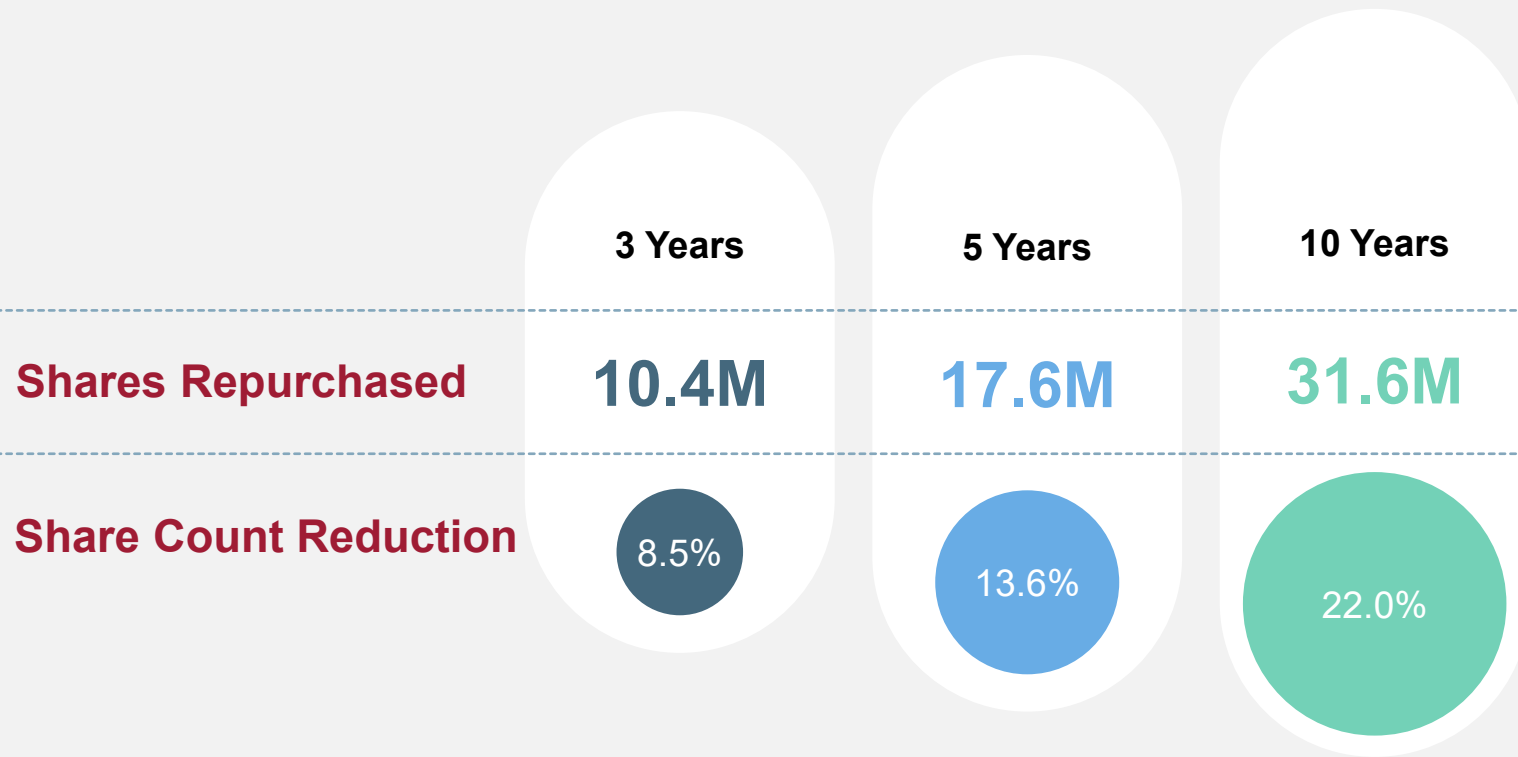
zero debt

Quarterly Dividend Increased Annually Since Inception



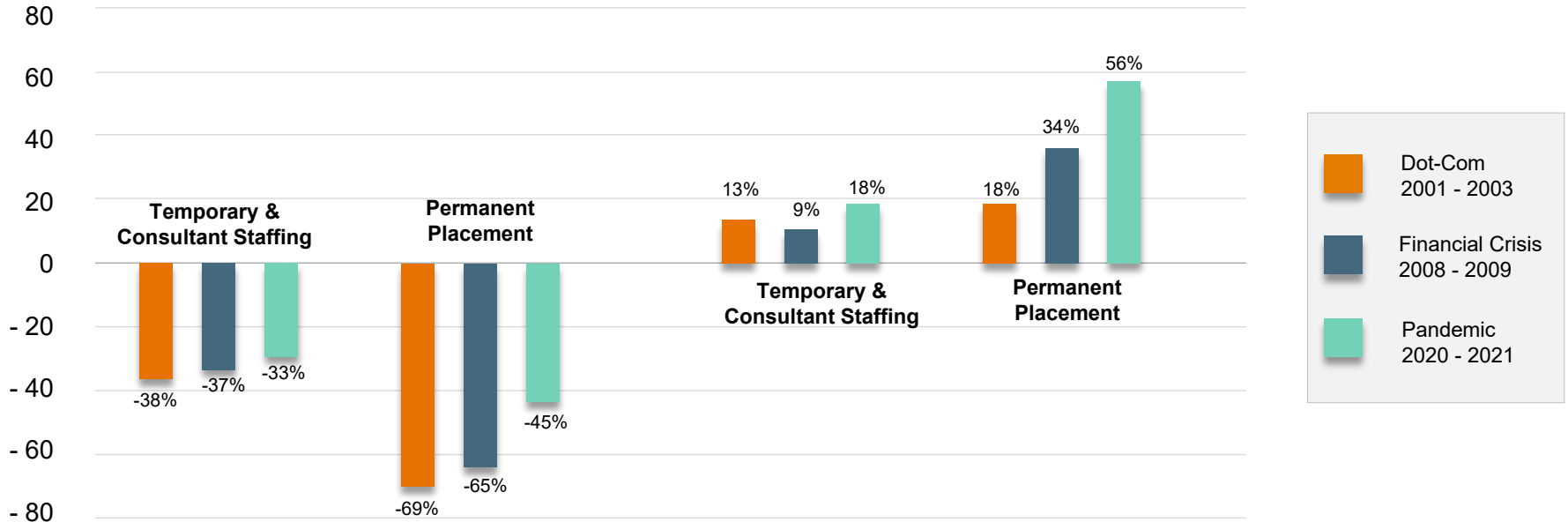
* CAGR percentage calculated with record date of May 25, 2021

Share Count Reduction as of Q1 2021



Cycle Comparisons

Recovery From Trough – 3-Quarter Cumulative Sequential Growth



rh Robert Half®