



Investor Presentation

May 20, 2021

Disclaimer

Certain information contained in this presentation may be deemed forward-looking statements regarding events and financial trends that may affect the company's future operating results or financial positions. Forward-looking statements are subject to risks and uncertainties that could cause actual results to differ materially from those expressed in the statements. These statements are estimates only, and actual results may ultimately differ from them. This presentation speaks only as of the date it was issued, and readers are cautioned that changes in general economic, business or other conditions, or in the business condition, financial results or operations of RHI may have occurred since such date. RHI undertakes no duty to update the information appearing in this presentation. Please refer to our most recent quarterly earnings release, furnished on Form 8-K, and our most recent annual report and quarterly reports, filed on Form 10-K and Form 10-Q, respectively, with the Securities and Exchange Commission ("SEC"), and in particular any discussion of risk factors or forward-looking statements therein, which are available on the SEC's website (www.sec.gov), for a full discussion of the risks and other factors that may impact any forward-looking statements that are contained in this presentation. Readers of this presentation may contact RHI for copies of such documents or any other document filed with the SEC. This presentation may contain "non-GAAP financial measures," as defined by SEC regulations. Where required by these regulations, we have provided reconciliations of these measures to what we believe are the most directly comparable GAAP measures, which are included in the appendix.

Company Snapshot



NYSE symbol:
RHI



Headquarters:
**Menlo Park,
Calif.**



Full-time internal
staff in 2020*:
13,000

2020

Service
Revenues:
\$5.1 Billion

Net Income:
\$306 Million

Return on
Invested Capital:
26%

* Includes approximately 5,000 employees engaged directly in Protiviti operations

Local Capabilities, Global Reach

North America



South America



Europe



Middle East



Asia-Pacific



The Most Respected Name in Staffing and Consulting



FORTUNE
WORLD'S MOST
ADMIRABLE
COMPANIES²⁰²¹



TOP
100
BARRON'S
Most
Sustainable
Companies
2021



All referenced trademarks are the property of their respective owners.
Barron's and Forbes award logos are reprinted with permission of Barron's and Forbes.
From FORTUNE. ©2021 FORTUNE Media IP Limited. All rights reserved. Used under license. FORTUNE, World's Most Admired Companies and 100 Best Companies to Work For are registered trademarks of

Fortune Media IP Limited and are used under license. FORTUNE and FORTUNE Media IP Limited are not affiliated with, and do not endorse products or services of, Robert Half International Inc. and Protiviti Inc.

73 Years of Changing Lives and Helping Companies Succeed



1948

Originated as
Robert Half
Personnel
Agency



1986

Acquired
business from
Bob Half



1987-2001

Expanded
globally;
introduced
specialized
brands



2002

Launched
Protiviti

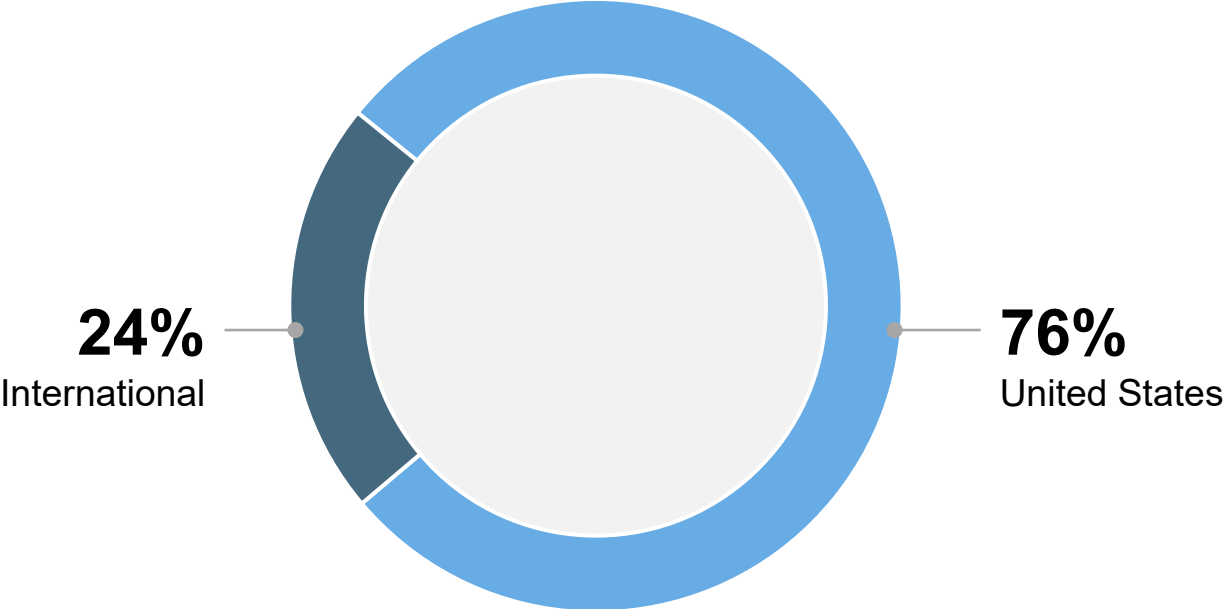


Today

Offer full spectrum
of staffing and
consulting
solutions

U.S. Accounts for More Than Three-Quarters of Staffing Revenues

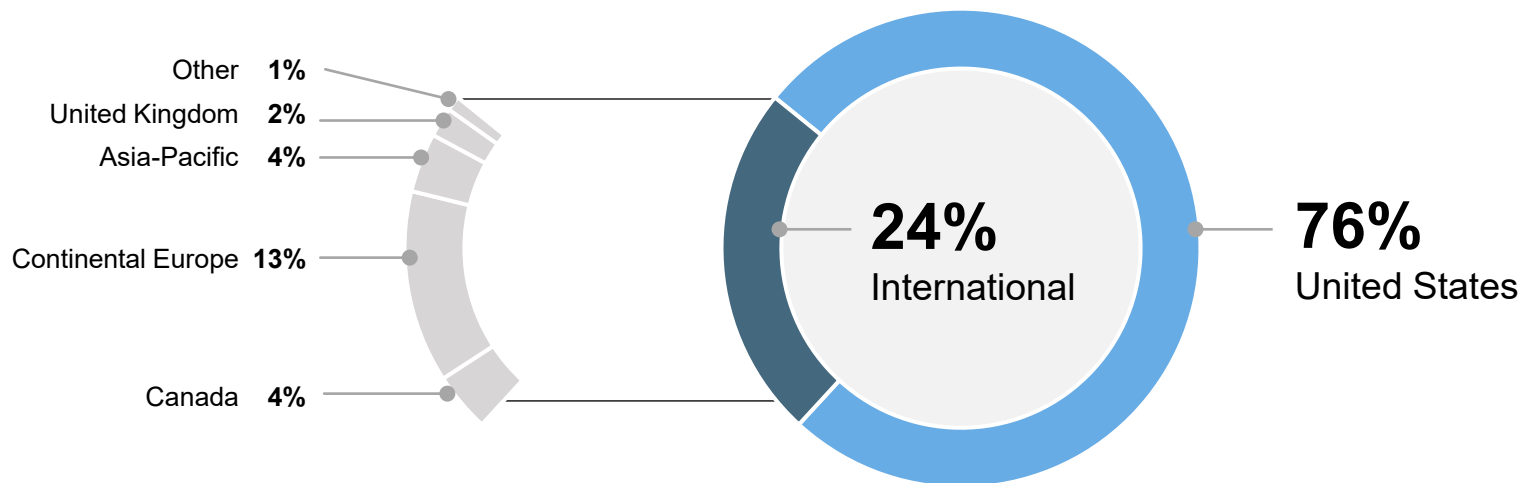
Staffing Revenue Mix — Global



Q1 2021 Staffing Revenues

Majority of International Staffing Revenues from Continental Europe

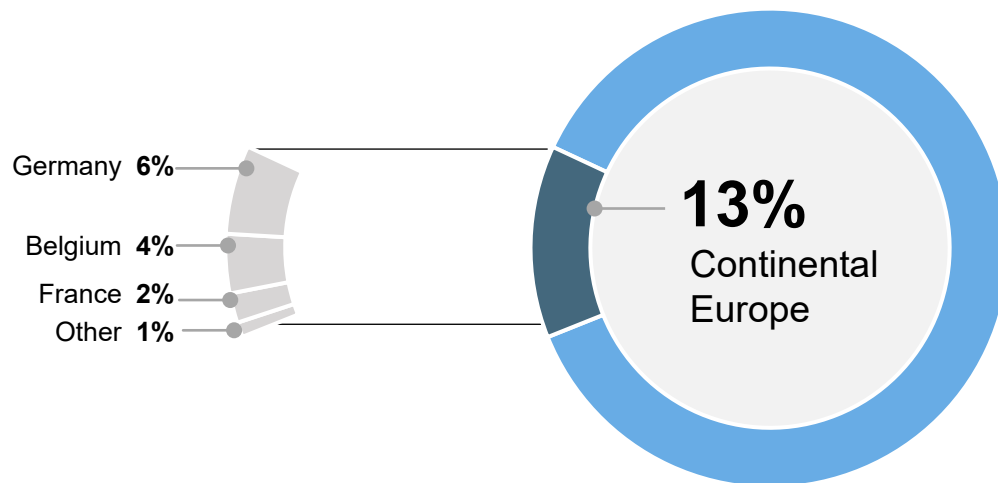
Staffing Revenue Mix — International



Q1 2021 Staffing Revenues

Germany and Belgium Largest European Markets

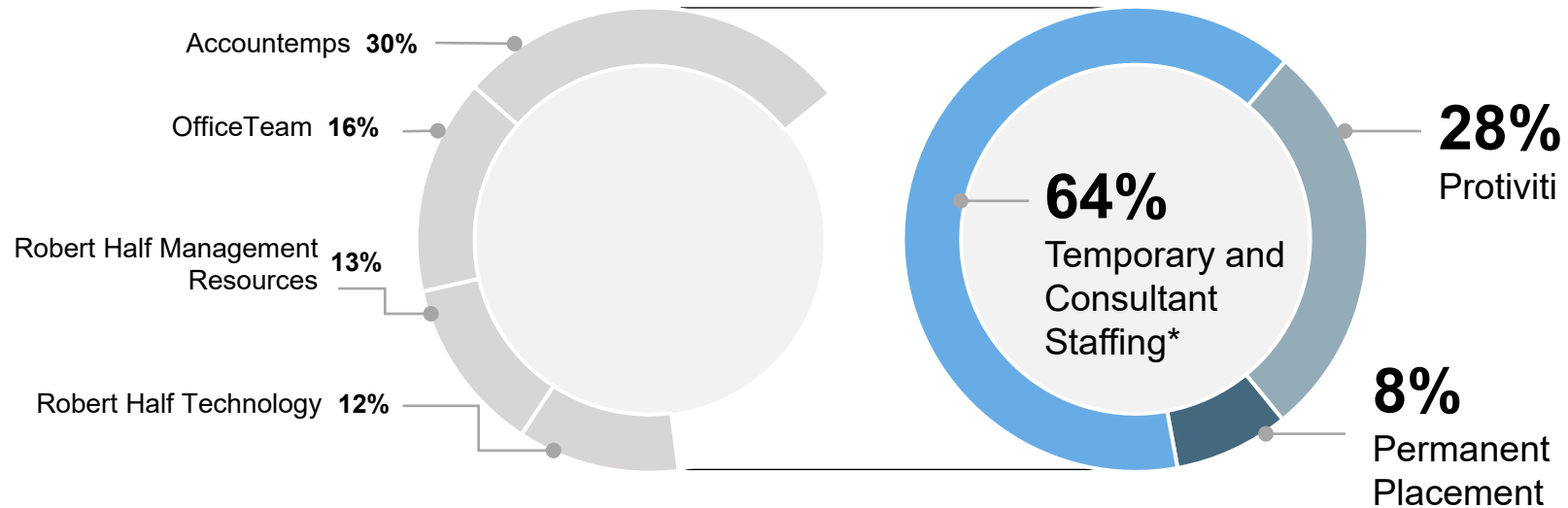
Staffing Revenue Mix — Continental Europe



Q1 2021 Staffing Revenues

Overall Revenue Mix — Business Segment

Q1 2021 Global Revenues

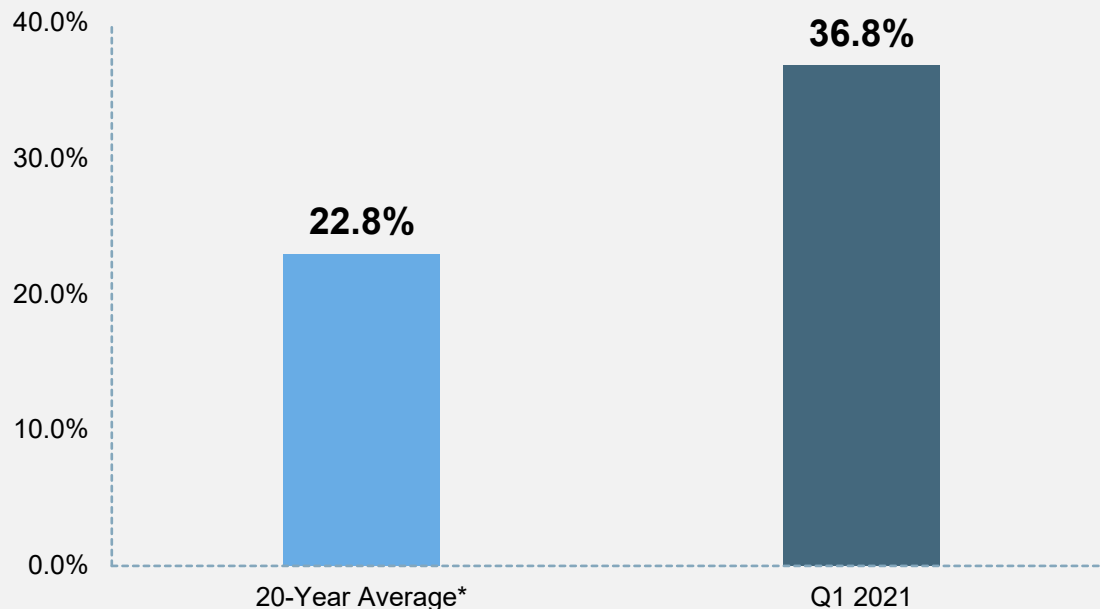


Q1 2021 Segment Mix

* Service revenues for Accountemps, OfficeTeam, Robert Half Technology and Robert Half Management Resources add to more than 64% because they include intersegment revenues of 7%. Intersegment revenues represent revenues from services provided to Protiviti in connection with the Company's blended business solutions. Intersegment revenues for each line of business are aggregated and then eliminated as a single line item.

Return on Invested Capital

Q1 2021 Versus 20-Year Average



Superior ROIC is rooted in our ability to generate industry-leading profitability on a judiciously employed capital base, including growth achieved primarily by organic means.

* Through March. 31, 2021

Business Strategy

- Value proposition: Only full-time jobs require full-time staff.
- Clients value specialization in professional segments.
- Middle-market staffing accounts are smaller, less price-sensitive; clients are demanding; quality is key.
- Protiviti provides consulting, project management, co-sourcing and outsourcing, and managed services capabilities.
- Together with Protiviti, Robert Half offers a full spectrum of staffing and consulting solutions.



Market Opportunity — Staffing Services

Annual global staffing industry revenues: nearly **\$500B USD***

SMBs (majority of our staffing clients) represent a vast, yet underserved market



Customers experience excellence, whether online, through our traditional services, or a blend of the two.

Blended staffing and consulting solutions with Protiviti make us unique in our industry.

Our technology and global network of talent enable **remote and hybrid work arrangements.**

* Global Staffing Market Estimates and Forecast, November 2020 Update, Staffing Industry Analysts

Expansion of Service Offerings Driving Protiviti Growth

Protiviti/staffing
blended solutions

protiviti®

Solid base of recurring
internal audit and
financial controls

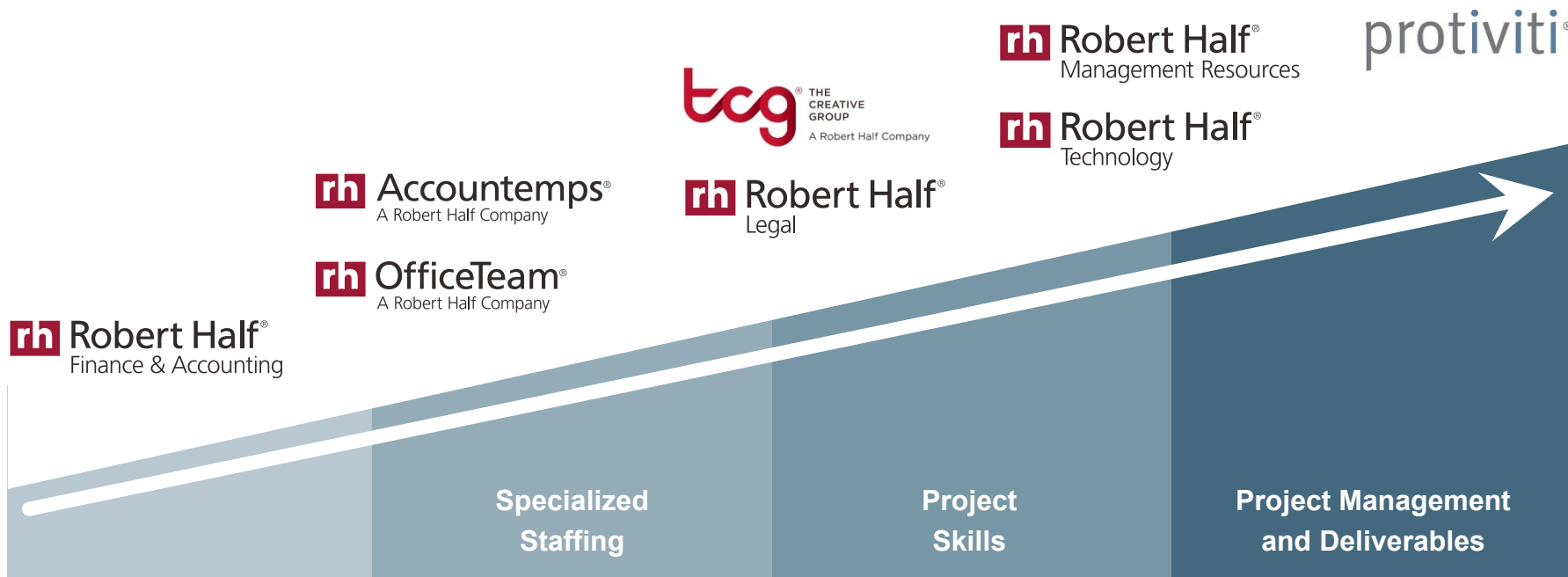
Growing suite of consulting services

Technology
privacy,
security and
controls

Financial
services —
regulatory
risk and
compliance

Operations,
data,
analytics,
governance

Full Spectrum of Staffing and Consulting Services



Full Complement of Staffing and Consulting Solutions

We offer a uniquely flexible talent pool and deep consulting capability through our staffing and Protiviti brands.

Staffing

We provide **world-class consulting and specialized staffing**, under one roof, at an attractive price.

Blended

Global and regional consulting firms that compete with Protiviti lack the **flexible resource capabilities** of our staffing operations.

Consulting

Staffing competitors lack **in-house access to Big 4 consulting methodologies** like those of Protiviti.

Marketing Approach

Positioned as quality leader
through advertising
and PR activities

Traditional media for broad brand awareness

- Radio
- Locally directed advertising and programs

Digital media for specific target audiences

- Search — paid and organic
- Digital advertising and retargeting
- Email/direct marketing
- Social media

Most-recognized brand in the industry, supported by over \$1 billion in advertising over the last 25 years

Robert Half Digital Strategy

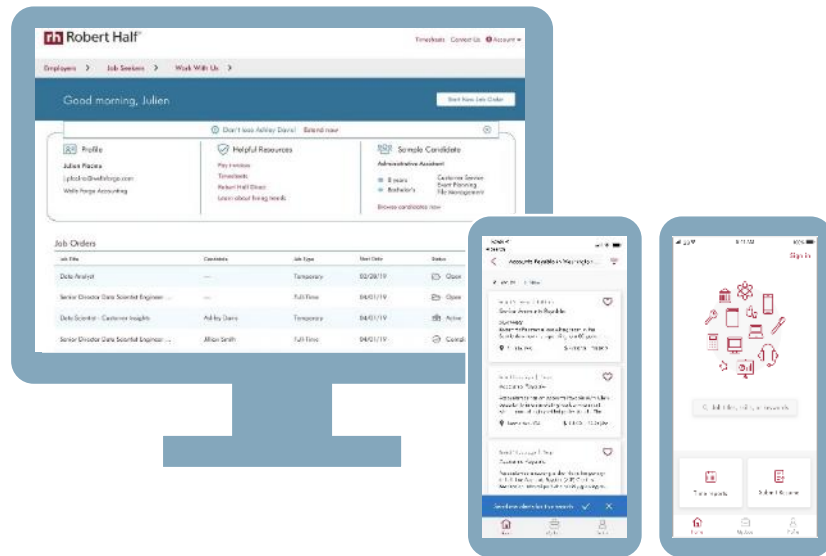
Winning the Digital Race



World-class **digital** customer experience, both online and mobile.

Data science, artificial intelligence and machine learning power our digital customer experience.

Robert Half Direct hiring platform gives clients self-service access to our proprietary technology and our extensive candidate database.



Robert Half Digital Strategy

Use proprietary data for **competitive advantage**

Provide **AI-based match recommendations** to our clients and candidates

Augment **staff productivity and efficiency** with global CRM platform and cloud solutions

**Blend of high-tech
and high-touch**



Hiring Remains Labor Intensive

Robert Half puts equal emphasis on digital innovation and personalized service.



**In-demand
candidates**
have multiple
offers/counteroffers.



**Candidate
availability**
is fluid and
ever-changing.



Legal compliance
is significant
(e.g., wage and hour,
payroll taxes, I-9).

Financial Performance

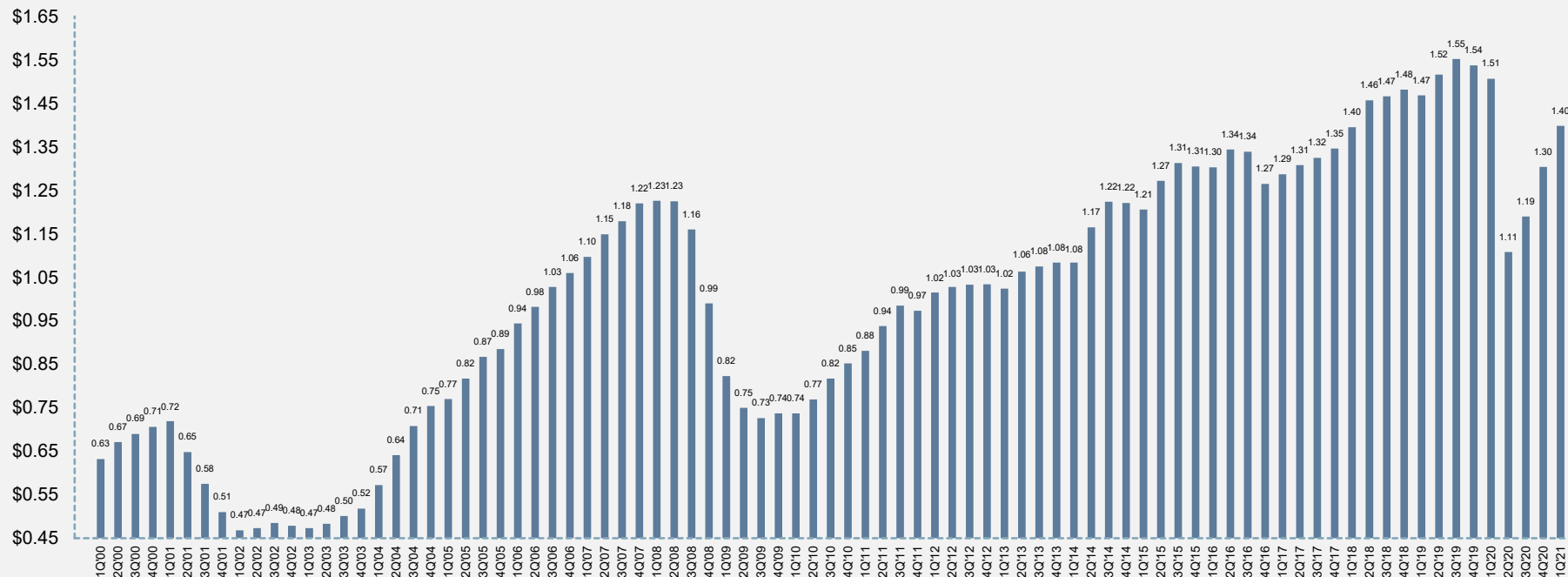


Revenues of

\$5.1B
in **2020**

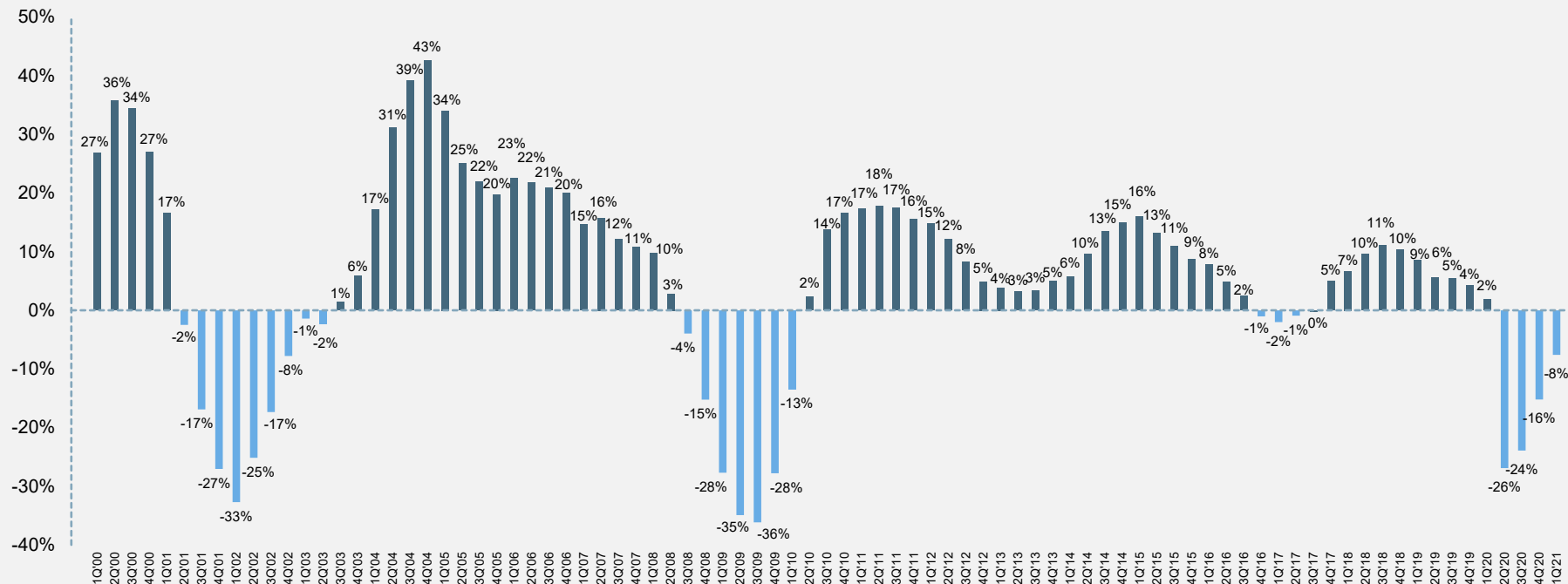
Revenue History (2000 – Q1 2021)

Quarterly Global Revenues (in Billions)



Robert Half Enterprise Results

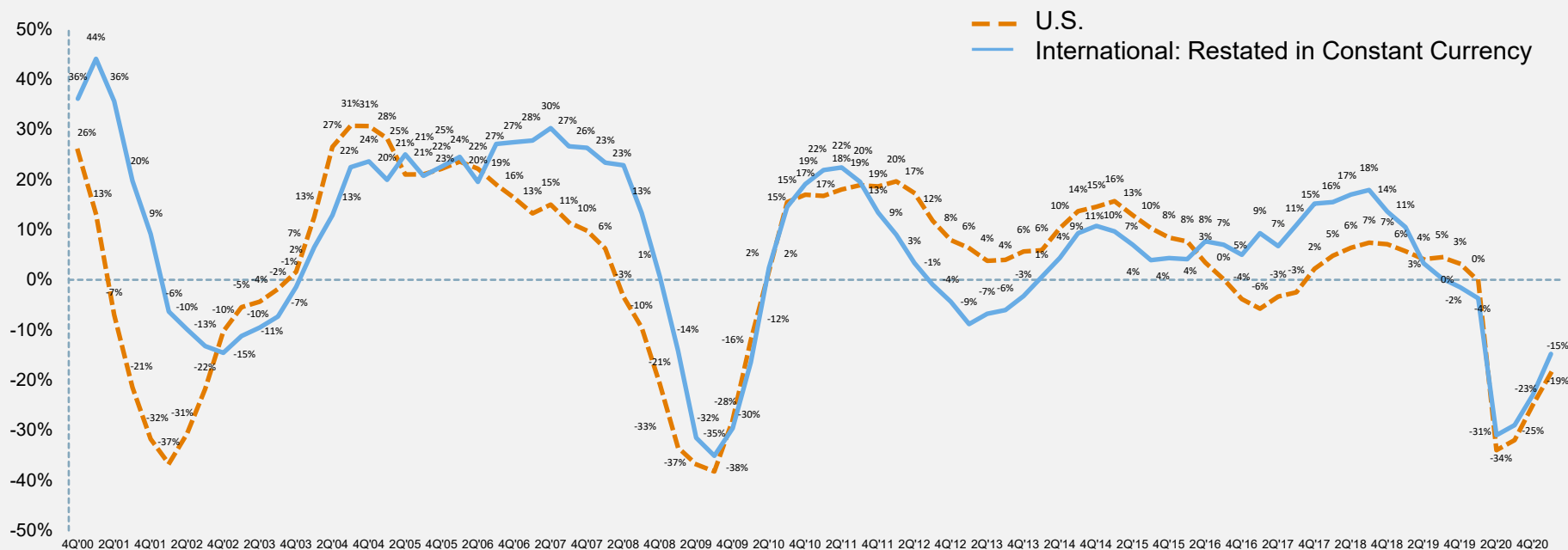
Year-Over-Year Revenue Growth (As Adjusted*)



* Adjusted for the impact of different billing days, currency fluctuations and certain intercompany adjustments

Staffing Divisions — U.S. vs. International

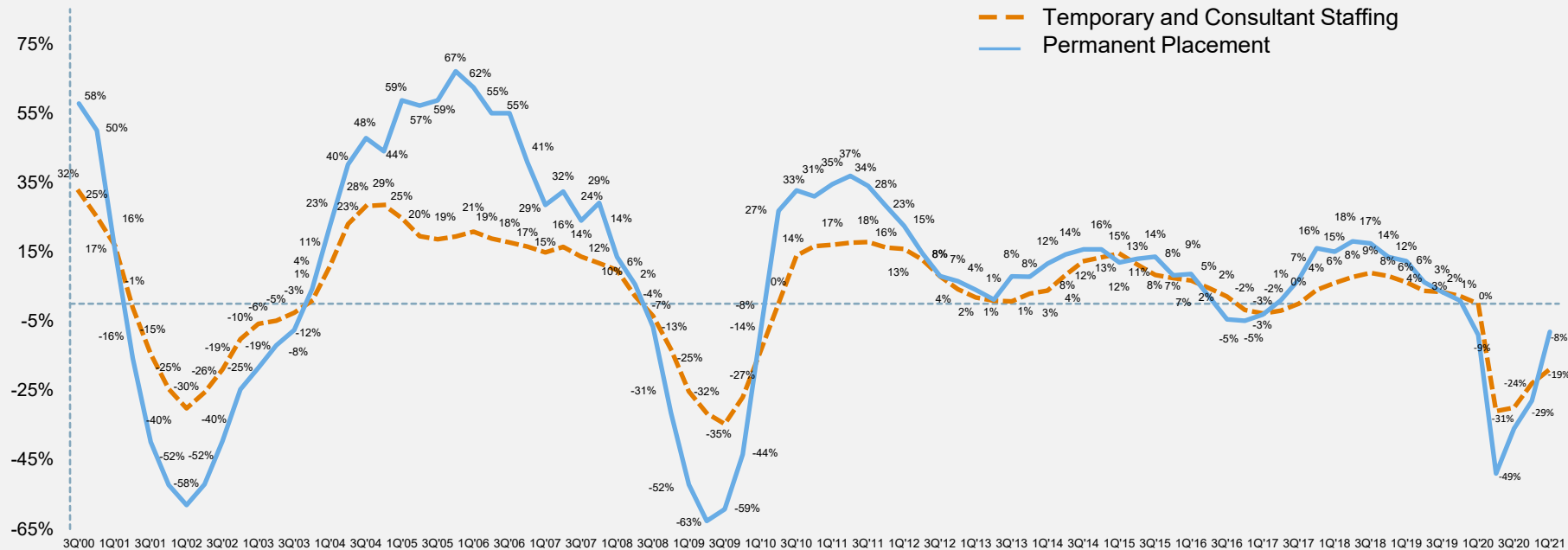
Year-Over-Year Revenue Growth (As Adjusted*)



* Adjusted for the impact of different billing days, currency fluctuations and certain intercompany adjustments

Temporary and Consultant vs. Permanent Placement Staffing

Year-Over-Year Revenue Growth (As Adjusted*)



* Adjusted for the impact of different billing days, currency fluctuations and certain intercompany adjustments

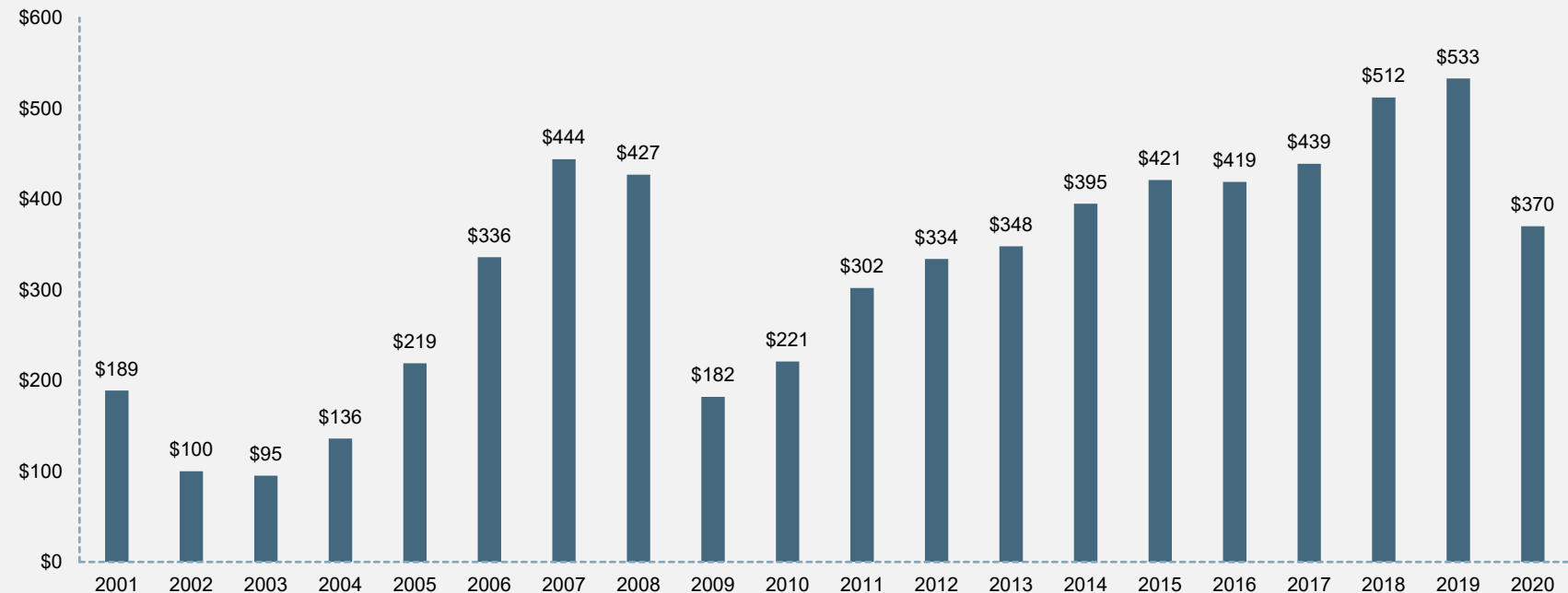
Temporary and Consultant Staffing Revenues

(in Billions)



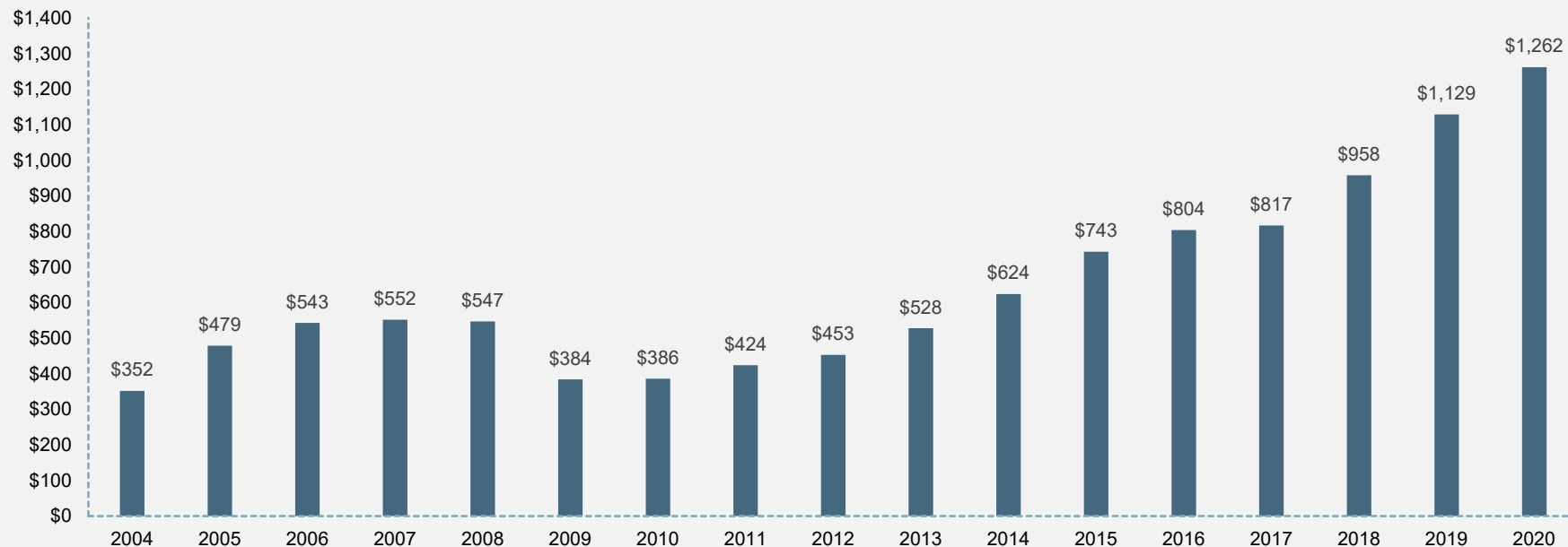
Permanent Placement Staffing Revenues

(in Millions)



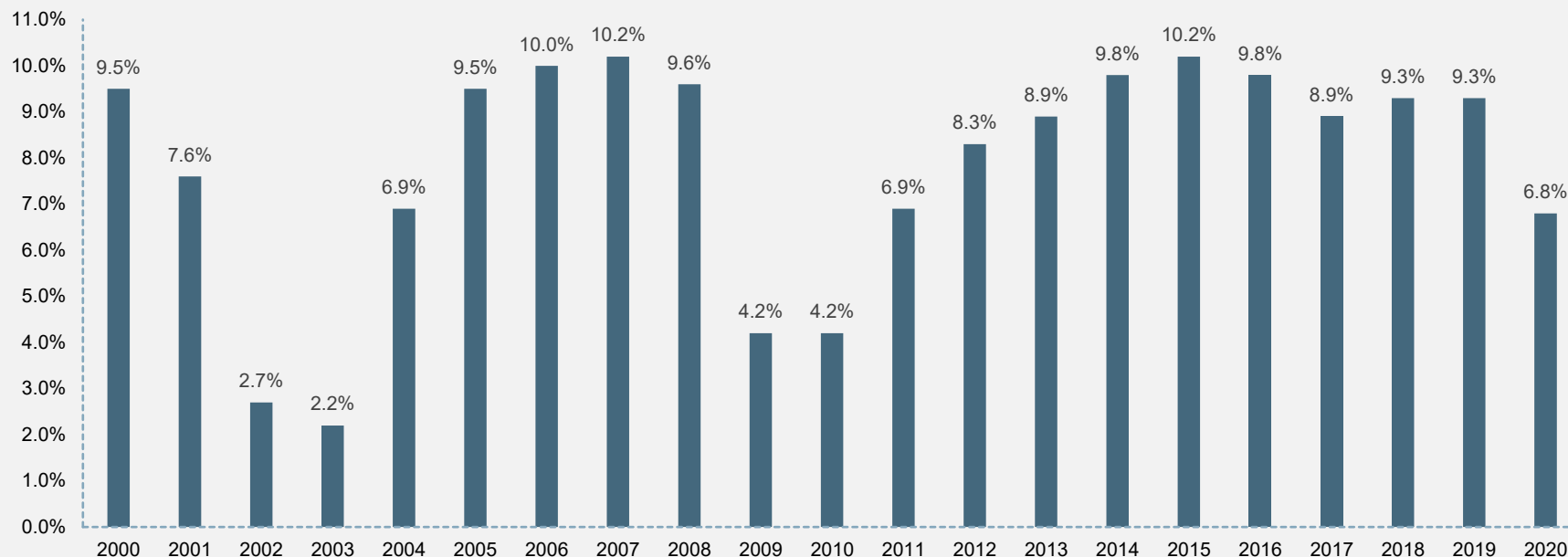
Protiviti Revenues

(in Millions)



Temporary and Consultant Staffing Segment Income*

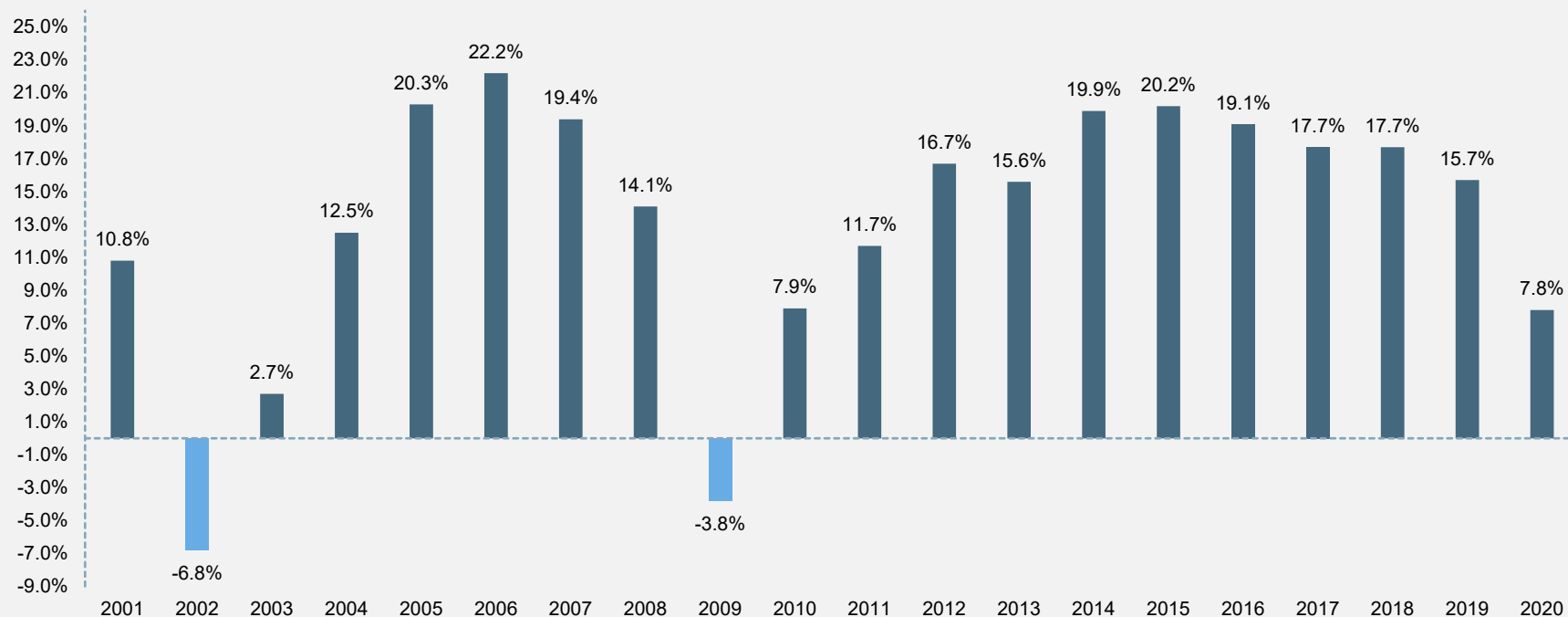
21-Year History



*Segment income is income before income taxes adjusted for interest income and amortization of intangible assets. The Company provides segment income because it is how the Company evaluates segment performance.

Permanent Placement Segment Income*

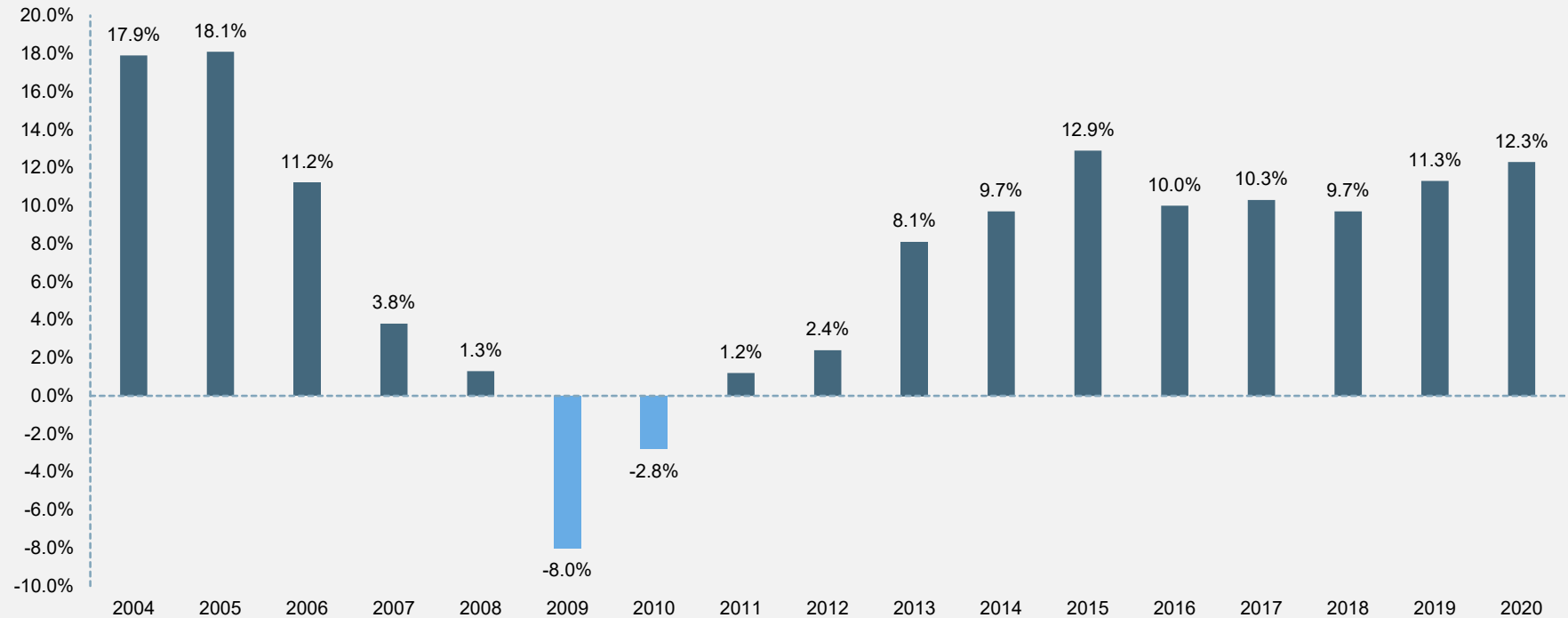
20-Year History



*Segment income is income before income taxes adjusted for interest income and amortization of intangible assets. The Company provides segment income because it is how the Company evaluates segment performance.

Protiviti Segment Income*

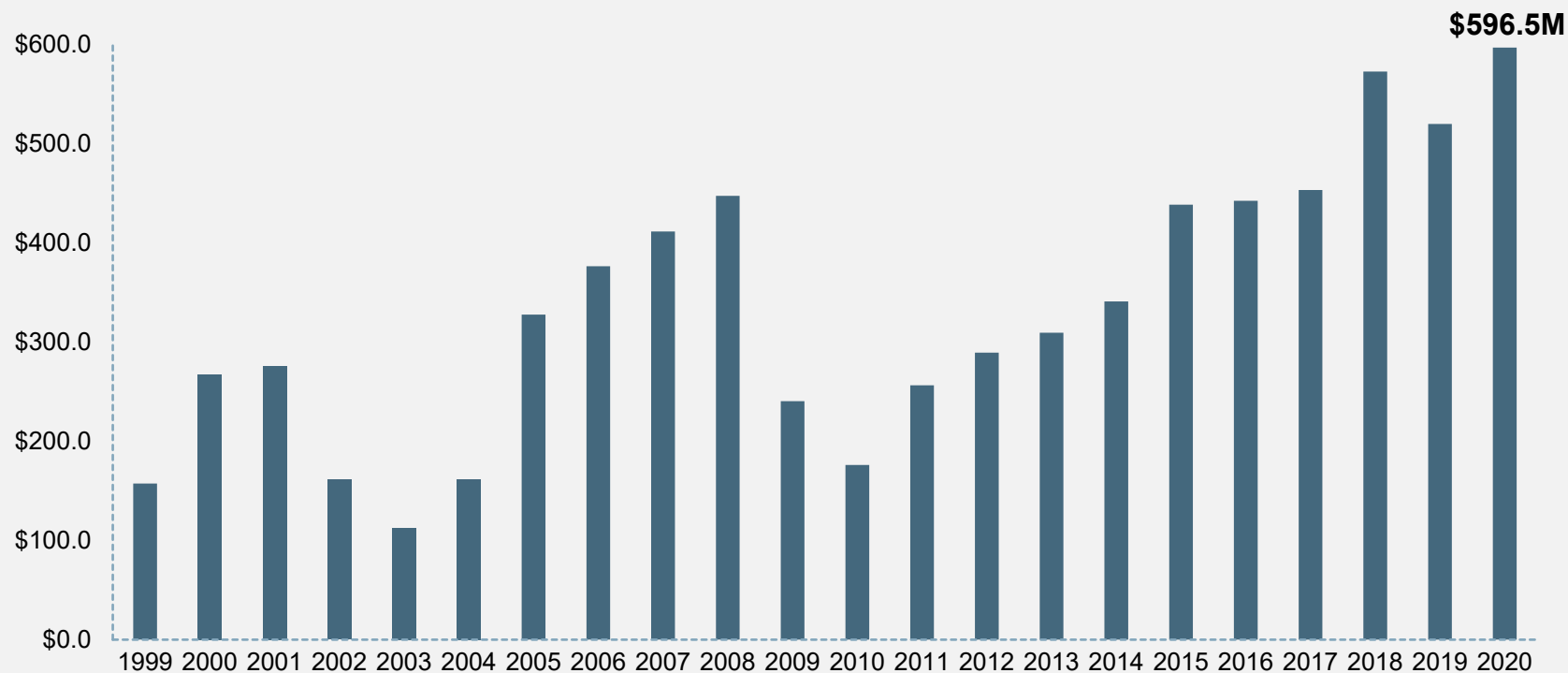
Inception to Date



*Segment income is income before income taxes adjusted for interest income and amortization of intangible assets. The Company provides segment income because it is how the Company evaluates segment performance.

Cash Flow History

Operating Cash Flow (in Millions)





Strong Balance Sheet

As of March 31, 2021

\$2.6B

Total assets

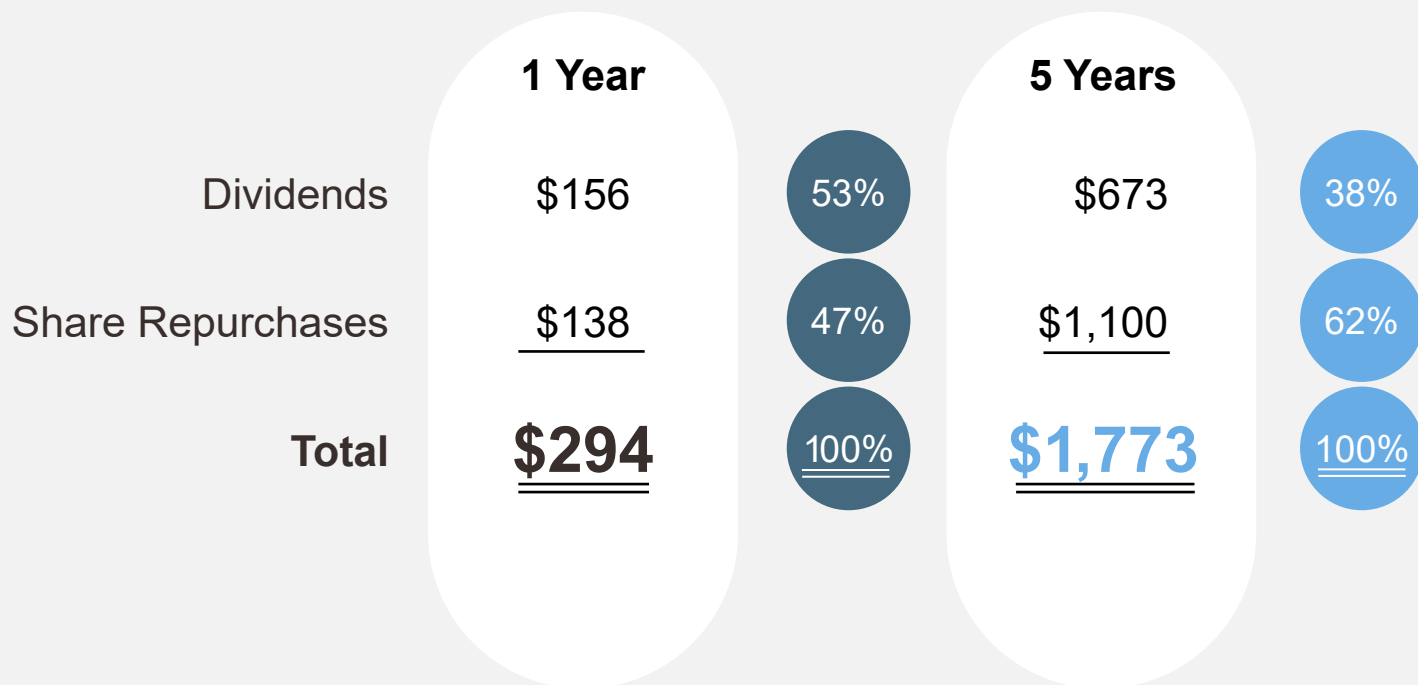
\$498M

Cash

Virtually
zero debt


Significant Free Cash Flow Returned to Shareholders

(in Millions)



Amounts shown are through Dec. 31, 2020

Quarterly Dividend Increased Annually Since Inception



* CAGR percentage calculated with record date of May 25, 2021

Share Count Reduction as of Q1 2021

